



Starting the Game

INSTALLATION

- 1** Close all open windows on your desktop and quit all other applications.
- 2** Put *Grim Fandango* Disc A in your CD-ROM drive.
- 3** The *Grim Fandango* Installation screen will appear. If Autoplay is disabled and the game's Installer does not appear when you insert the CD-ROM in the drive, you'll need to open the Installer manually. To do this: Double-click the My Computer icon, then double-click the CD-ROM icon in the window that opens. Double-click the **Grim.exe** file to open the Installer. It has these options:
 - * **Install Grim Fandango** Installs the game on your hard drive.
 - * **Analyze Your Computer** Check to see if your computer meets system requirements.
 - * **Readme & Troubleshooting** We strongly suggest you view the Readme and Troubleshooting Guide. See the Readme for the most up-to-date game information. See the Troubleshooting Guide for detailed installation and troubleshooting tips.

- * **Exit to Windows** Returns you to your desktop.
- 4** To install, click the Install *Grim Fandango* button. Follow the onscreen instructions.
- 5** Next, choose the destination for *Grim Fandango* installation. The default *Grim Fandango* directory is: **C:\Program Files\LucasArts\Grim**. If you wish to install elsewhere, specify a different drive or directory name.
- 6** You'll be given the option to create a series of shortcuts. Creating a shortcut will make it easier for you to launch the game. Click the checkboxes to deselect any shortcuts you don't want.
- 7** Setup will create a *Grim Fandango* Program Folder for the program icons. Click Next to choose the default (**Start Menu\Programs\LucasArts\Grim Fandango**), or create a new folder or select an existing folder, and then click Next.
- 8** You'll be prompted to create a shortcut for your desktop. You'll also have another opportunity to view the Readme.
- 9** If you are playing with a joystick, we recommend that you calibrate it now before playing.
- 10** If the program successfully installed, you will see a Setup Complete screen.

11 You will be prompted to join the LucasArts Express Club. If you have Internet access, you can log on and join now to receive the latest information and special offers from LucasArts.

12 After installing the program, you'll be prompted to install *DirectX* 6.0, which is necessary to run the program. If *DirectX* 6.0 (or a later version) is detected on your system, the checkbox to install it will remain empty, and you will not need to install *DirectX*. Click Finish to complete the Setup.

13 You are ready to play *Grim Fandango*.

IF YOU HAVE TROUBLE INSTALLING

If you are having trouble installing the game, see the Troubleshooting Guide for more detailed installation and troubleshooting tips.

To access the Troubleshooting Guide:

- 1** Insert either disc, then double-click the My Computer icon.
- 2** In the window that opens, double-click the icon for your CD-ROM drive. This opens the Installer. You may also need to double-click the **Grim.exe** file to open the Installer.

- 3** From the Installer, click Readme & Troubleshooting, then Troubleshooting Guide.

Running the Game

- 1** To run the game, insert *Grim Fandango* Disc A into your CD-ROM drive. The game's Launcher will appear automatically if Autoplay is active.
- 2** If Autoplay is disabled, find the *Grim Fandango* directory on your hard drive and double-click the *Grim* application icon, or double-click the CD-ROM icon on My Computer, then double-click the **Grim.exe** file.
- 3** Select Play *Grim Fandango* in the Launcher to play the game.

Keyboard Controls

Some keys are specific to the keyboard or number pad as noted

Toggle Movement Mode

Toggles Between Character Relative and Camera Relative.

Character Relative Mode

8 or **↑** Move Forward

(Number Pad)

4 or **←** Turn Left

(Number Pad)

6 or **→** Turn Right

(Number Pad)

2 or **↓** Move Backward

(Number Pad)

Camera Relative Mode

7 8 9 Move Manny Eight Directions with Movement Keys

(Number Pad)

4 6

1 2 3

(Number Pad)

Shift + Movement Key Run

↑ Tap Twice and Hold to Run

↑ or **↓** Raise and Lower Crane

5 or **E** or **S** Examine Item

(Number Pad)

+ or **P** or **A** Pick Up/Put Away Held Item

(Number Pad)

Enter or **U** Use Item/Talk or Exit Inventory Holding Item

(Number Pad)

0 or **I** or **D** Open Inventory/Exit Inventory

(Number Pad)

1 Pull Out Scythe

(Keyboard)

2 - 0 Pull Out Inventory Items in the Order Picked Up

(Keyboard)

← See Previous Inventory Item

(Keyboard)

+ See Next Inventory Item

(Keyboard)

← **→** Scroll Items in Open Inventory

(Keyboard)

↑ **↓** Scroll Through Dialog Lines

(Keyboard)

Enter Select Dialog Line

Ctrl T Toggle Speech Mode

Toggles between Speech Only, Text Only, or Speech and Text modes.

Ctrl B Adjust Brightness Level

Ctrl J Toggle Joystick/Gamepad

Esc Skip Cutscene/Exit Inventory Without Item

Pause Pause the Game

F1 Go to Main Menu

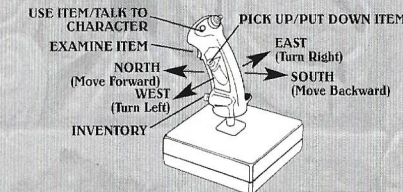
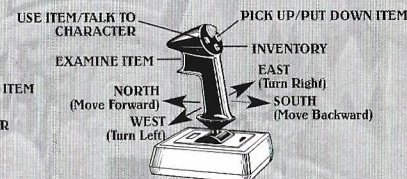
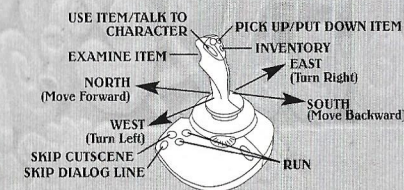
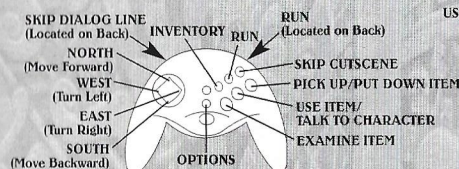
Delete or **·** Skip Dialog Line

(Number Pad)

When conversation is going on, this will speed you through it. Otherwise, this key will move Manny's head around to look at different objects.

Alt X Quit Game

Joystick & Gamepad Controls



HOW TO CONTACT LUCASARTS

LucasArts has set up a variety of services to provide you with information about our latest games, hint and gameplay assistance, and technical support.

Hintline

U.S. If you need a hint, you may call our automated Hint Line. This service costs 95 cents per minute, requires a touch tone phone, and you must be at least 18 years old or have a parent's permission to call. The number is 1-900-740-JEDI (1-900-740-5334). The option to speak with a live Hint Operator is also available from this number. Hint line operators are available during regular business hours, 8:30 a.m. to 5:00 p.m., Monday-Friday. (Average call length is three minutes.)

Canada Our Hint Line is also available to our Canadian customers. This service costs \$125 (U.S.) per minute, requires a touch tone phone, and you must be at least 18 years old or have a parent's permission to call. The number is 1-900-677-JEDI (1-900-677-5334). Hint line operators are available during regular business hours, 8:30 a.m. to 5:00 p.m., Monday-Friday. (Average call length is three minutes.)

Where to Find Us Online

Visit the LucasArts Web site at support.lucasarts.com. From there, you can access the Technical Support area where you will have the option to receive online technical support through Yoda's Help Desk, browse technical documents, or leave a message for an online representative.

Yoda's Help Desk

We are proud to feature Yoda's Help Desk, an interactive knowledge base, which is available in the Technical Support section of the LucasArts Web site at www.lucasarts.com/support. Yoda's Help Desk offers solutions to technical issues based on information you provide. Visitors to Yoda's Help Desk will be able to receive technical support 24 hours a day, seven days a week. If Yoda's Help Desk is unable to provide you with a solution to your problem, you can send an e-mail message to an online representative.

Technical Support Phone Number

This number is for technical assistance only. Hints will not be given out over the Technical Support line.

If you require technical assistance, please read through the Troubleshooting Guide and Readme files provided on the game CD. The Troubleshooting Guide has solutions to many common problems you may experience with the game.

When contacting Technical Support, please have the following information available: computer brand and model, processor type and speed, video card, sound card, CD-ROM drive brand and model, RAM.

You can reach our Technical Support department by calling 1-415-507-4545. We are available to help you Monday-Thursday 8:45 a.m.-5:30 p.m. and on Friday 8:45 a.m.-4:30 p.m. (Pacific Standard Time). We are closed daily 11:45 a.m.-1:00 p.m.

Technical Support Fax

For your convenience, we also offer the option of faxing us with your technical questions at: 1-415-507-0300. When sending us a fax, please include your name, return fax number with the area code, and a voice phone number so we can contact you if we experience any problems when trying to fax you back.

Technical Support Mailing Address

LucasArts Entertainment Company LLC
P.O. Box 10307
San Rafael, CA 94912
Attn.: Product Support

LucasArts Company Store

Visit our secure online store at www.lucasarts.com/company-store. The Company Store offers a complete selection of LucasArts games, hint books and logo gear. Reach us by mail at:

LucasArts Company Store
P.O. Box 14797
Fremont, CA 94539
Or fax us at 1-925-686-1042.

Limited Warranty

Notice: LucasArts Entertainment Company LLC ("LEC") reserves the right to make changes in the product described in this manual at any time and without notice. The enclosed software product and this manual are copyrighted and all rights are reserved by LEC. No part of this manual or any of the accompanying materials may be copied, reproduced, or translated in any form or medium without the prior written consent of LEC.

LEC warrants to the original consumer purchaser that the media furnished in this product will be free from defects in materials and workmanship under normal use for a period of ninety (90) days from the date of purchase (as evidenced by your receipt). If the media supplied as part of this product prove to be defective, and provided that the consumer purchaser returns the media to LEC in accordance with the instructions in the following paragraph, LEC will replace the defective media: (a) free of charge to the consumer purchaser, if the media proves to be defective within the ninety (90) day period following the date of purchase, and (b) if the media proves to be defective after the expiration of the ninety (90) day warranty period, LEC will replace the defective media for a fee of \$5.00 per Compact Disc.

To obtain a replacement CD, please return the CD only, postage prepaid, to LEC, at the address below, accompanied by proof of date of purchase, a description of the defect, and your name and return address. To replace defective media after expiration of the warranty period, send the CD only, postage prepaid, to LEC at the address below, enclosing proof of purchase, a description of the defect, your name and return address, and a check for \$5.00 per Compact Disc (as applicable). LEC will mail a replacement to you.

THE ENCLOSED SOFTWARE, MEDIA AND DOCUMENTATION ARE PROVIDED "AS IS," EXCEPT FOR THE NINETY (90) DAY WARRANTY REGARDING DEFECTIVE MEDIA SET FORTH ABOVE. LEC MAKES NO WARRANTIES WHATSOEVER REGARDING THE ENCLOSED SOFTWARE, MEDIA AND DOCUMENTATION, WHETHER WRITTEN OR ORAL, EXPRESSED OR IMPLIED, INCLUDING, WITHOUT LIMITING THE GENERALITY OF THE FOREGOING, WARRANTIES AND CONDITIONS OF MERCHANTABILITY OR FITNESS FOR A PARTICULAR PURPOSE. EVEN IF LEC HAS BEEN INFORMED OF SUCH A PURPOSE, LEC DOES NOT WARRANT THAT THE OPERATION OF THIS PRODUCT WILL BE UNINTERRUPTED OR ERROR-FREE. ACCORDINGLY, THE ENTIRE RISK AS TO THE USE, RESULTS AND PERFORMANCE OF THE SOFTWARE, MEDIA AND DOCUMENTATION IS ASSUMED BY YOU. IN NO EVENT WILL LEC BE LIABLE TO YOU OR ANYONE ELSE FOR ANY CONSEQUENTIAL, SPECIAL OR INDIRECT DAMAGES RESULTING FROM POSSESSION, USE, OR MALFUNCTION OF THIS PRODUCT, INCLUDING WITHOUT LIMITATION, DAMAGE TO PROPERTY AND, TO THE EXTENT PERMITTED BY LAW, DAMAGES FOR PERSONAL INJURY, EVEN IF LEC HAS BEEN ADVISED OF THE POSSIBILITY OF ANY SUCH DAMAGES OR LOSS. SOME STATES DO NOT ALLOW LIMITATIONS ON THE DURATION OF IMPLIED WARRANTIES AND/OR THE EXCLUSION OR LIMITATION OF INCIDENTAL OR CONSEQUENTIAL DAMAGES, AND THUS THE PRECEDING LIMITATION AND/OR EXCLUSIONS AND LIMITATIONS MAY NOT APPLY TO YOU. THIS WARRANTY GIVES YOU SPECIFIC LEGAL RIGHTS, AND YOU MAY HAVE OTHER RIGHTS DEPENDING ON THE LAWS IN YOUR STATE. YOU AGREE THAT THE LIABILITY OF LEC ARISING OUT OF ANY KIND OF LEGAL CLAIM (WHETHER IN CONTRACT, TORT, OR OTHERWISE) WILL NOT EXCEED THE AMOUNT YOU ORIGINALLY PAID FOR THE USE OF THIS PRODUCT.

© 1997 LucasArts Entertainment Company LLC. All rights reserved. Grim Fandango and iMUSE are trademarks of, and iMUSE is a registered patent of, LucasArts Entertainment Company LLC. The LucasArts logo is a registered trademark of Lucasfilm, Ltd. Used under authorization.


This is a work of fiction. All of the characters and events portrayed in this game are fictional. Any resemblance to real persons, living or dead, or actual events, is purely coincidental.

LucasArts Entertainment Company, P.O. Box 10307, San Rafael, CA 94912

GRIM FANDANGO®



1098105



www.lucasarts.com

© 1997 LucasArts Entertainment Company LLC. All rights reserved. Grim Fandango and iMUSE are trademarks of, and iMUSE is a registered patent of, LucasArts Entertainment Company LLC. The LucasArts logo is a registered trademark of Lucasfilm, Ltd. Used under authorization.