


A VAMPYRE STORY



TEEN
T
CONTENT RATED BY
ESRB

PC
DVD-ROM
SOFTWARE

THE
ADVENTURE
COMPANY

EPILEPSY WARNING

Please read this caution before you, or your child, commence play of a videogame:

Certain people are susceptible to epileptic seizures or lose consciousness after exposure to flashing lights or light patterns in our daily lives. Such people may have a seizure while watching particular televised images or when they play some videogames. This phenomenon may appear even if the subject has no previous history of seizures. If you or a member of your family has ever had symptoms related to epilepsy (seizures or loss of awareness) when exposed to flashing lights, please consult your doctor prior to use. We advise parents to supervise their children when playing videogames. If you or your child experiences any of the following symptoms while playing a videogame: dizziness, blurred vision, eye or muscle twitches, loss of awareness, disorientation, any involuntary movement or convulsion IMMEDIATELY discontinue use and consult your doctor.

Standard Precautions When Playing Videogames:

- Do not stand or sit too close to the screen. Position yourself as far away from the screen as possible.
- Play videogames on a small screen (preferably).
- Avoid playing if you are tired.
- Make sure that the room in which you are playing is well lit.
- Rest for 10 to 15 minutes for every hour you play.

CONTENTS

1. System requirements	4
2. Installing and starting the game	4
3. The story so far	5
4. Menus and options	6
5. Controls	8
6. The cast.....	11
7. Important settings	15
8. Hints and tips	16
9. First minutes	18
10. Technical support	24
11. Product warranty	25
12. Credits.....	26
13. End-user software license agreement	30

1. SYSTEM REQUIREMENTS

Operating System: Windows® XP/Vista™

CPU Speed: 1.6 GHz Pentium® 4 or Equivalent

Memory: 512 MB RAM

Video Card: 256 MB Graphics Card, GeForce® FX-Generation or ATI® Radeon® 9500
(DirectX® 9.0c Compatible)

Sound Card: DirectX® 9.0c Compatible Sound Card

DirectX® Version: DirectX® 9.0c or Higher

DVD-ROM: 4x

Hard Drive Space: 3 GB

Peripherals: Windows® Compatible Keyboard, Mouse and Speakers

2. INSTALLING AND STARTING THE GAME

To install the game, place the *A Vampyre Story* DVD in any DVD drive of your PC. Installation should start automatically. If this does not happen, please double-click on the "My Computer" desktop icon to open the window, then use the right-hand button on the mouse to click on the drive into which you have inserted the *A Vampyre Story* DVD. Now select the menu item "Open", then double-click on the file named SETUP or SETUP.EXE to begin installation.

The installation software will proceed to lead you through the complete installation. Please take note that you need at least 3 GB of space on the hard disk on which you want to install the game.



Following installation you now have the option to start the game either by double-clicking on the desktop link, or by selecting "Play A Vampyre Story" in the Start menu under Programs ➔ Autumn Moon Entertainment ➔ A Vampyre Story.

3. THE STORY SO FAR

Draxsylvania, 1895

Deep within the walls of a gloomy castle in equally gloomy Draxsylvania, Mona de Lafitte, a young, up-and-coming opera singer, is being held captive by her tormentor, the even gloomier Baron Shrowdy von Kiefer, a vampire. Ever since Shrowdy transformed her into a vampire, kidnapped her and sped her off to Draxsylvania, her heart's desire has been to be able to return to Paris and set her vocal training forth so that one day she can appear on the stage of the Paris Opera as a star.

When Shrowdy doesn't return from a nocturnal search for prey one night, she sees that her chance to escape has come at last: Together with Froderick, a wise-cracking bat but the only being she feels she can trust, she attempts to flee from her prison and find the way back to Paris. Now "on the run" across Draxsylvania, as she meets up with the land's bizarre inhabitants and is confronted more and more often with equally bizarre problems, Mona has to learn not only to accept what being a vampire is like, but to use those traits to her advantage.



4. MENUS AND OPTIONS

Main Menu

By pressing the ESC key you go to the Main Menu at any point within the game.

The various items on the menu are explained individually here:

Return to game


This option returns you to the current game being played.

Save game

When this option is chosen, the game automatically creates a new game status. Once the game has been saved successfully, the option is shown in gray. Please note that the game cannot be saved during a dialog or video sequence.

Load game

Clicking on this menu item takes you to the screen where saved games are displayed. Each of those games is represented by a picture showing the game status when that game was last saved. To continue a saved game, all you need to do is to click on the corresponding picture. The progress of a game you might have been playing just before this will be discarded thereby.



If you have created a status for more than 12 games, you can use the arrows in the lower right or left corner of the screen to display games with an older status. To return to the Main Menu, click on the corresponding option in the middle of the lower edge of the screen.

New Game

This option starts a new game. Please make sure that you have saved the game you are currently playing, because progress that has not been saved will be discarded.

Exit to Windows

This option takes you back to the Windows® desktop without saving a game.

Effects Volume

This option sets the volume for the sound effects. The volumes for music and spoken language output are set separately.

Voice

The volume for spoken language can be adjusted here.

Subtitles

This option defines whether subtitles are to be shown during the game when dialogs occur.

Anti Aliasing

When "Anti Aliasing" is activated the picture looks softer. This option should remain activated as long as game play continues to run smoothly.



5. CONTROLS

Moving Mona and carrying out actions

Clicking with the left mouse button (LMB) on any point chosen on the screen moves Mona as close as possible to that point. If an object or character is located on that spot, holding the LMB down calls up a menu that allows 4 actions to be carried out.




Those actions are: examine object, use/pick up, talk, and fly to the object in the shape of a bat. The exact action that Mona can carry out will be different depending on the game context involved. This will be shown to you by holding the cursor over the various actions.




Inventory

Each object you have gathered up is kept in the inventory. You can view them at any time by pressing down the right mouse button (RMB). Just the same as described above for objects located in the surroundings, Mona can carry out 4 actions with things in the inventory. Mona can try to combine an object from the inventory with any other object or character, both in the inventory or in the surroundings, via a brief click using the LMB on the mouse. To combine 2 objects from the inventory, simply connect the item to your mouse button by clicking the LMB, and then move it over the item you want to combine with, and click the LMB again. To use an object from the inventory together with an object from the surroundings, first click on the object in the inventory, then leave the inventory by moving the mouse cursor to the edge of the screen, and then click on the object that is supposed to be used together with the first one. Once again: To leave the inventory, just move the cursor to any edge of the screen.



Conversations

A conversation can be started by moving the cursor to a character; then keep the left-hand button pressed down and choose the "Talk to" action. Frequently you can choose between different questions or replies. Various options are shown in the lower part of the screen so that you can do this. You can select the option you want with a left-click. A question that you've already heard the answer to is greyed out, so you always know what questions are still left to ask. If there is more than a handful of talking points available, a scroll icon will appear on the lower right side of the screen.



Exits



If the mouse cursor on the screen turns into an arrow, this means it is showing you an exit into another scene or the picture will be cropped differently. Here, a RMB click enables you to jump directly to a different scene without having to wait for Mona to reach the spot that was clicked on.



To sum things up once again:

Brief LMB click: go to a place, pick up object from the inventory, combine object from the inventory with object/person, choose conversation option.

Longer left-hand click: open action menu.

Right-hand click: open inventory, jump to scene referred to.

6. THE CAST



Mona de Laffite

Mona departed from the living at a relatively young age to while away her undead existence as a vampire at the side of Baron Shrowdy von Kiefer. Before her unexpected departure for Draxsylvania, Mona had been an aspiring, up-and-coming singer with a yearning to appear one day as a star at the Paris Opera. Now her life seemed damned to be spent hulled in the cover of darkness.

The moment the chance to flee arrives, Mona wants to have her dream come true because, as she constantly tells herself, Draxsylvania is not the right place for a young, cultured lady from France with a high-ranged voice and a head held, to say the least, just as high!





Froderick

Froderick is a bat. And a rather impertinent one to boot. It's nearly a miracle that Froderick and Mona have become friends, especially since what one of them has in mind frequently doesn't interest the other one bit.

Then again, sometimes the most out-of-the-ordinary friendships thrive in the most out-of-the-ordinary places. And even though Froderick and Mona regularly argue hard and loud enough to beat the band, the two have been inseparable since Froderick flew to Mona's side to escape the wrath of the notorious Belfry Boyz.

Baron Shrowdy von Kiefer

Shrowdy is not just heir to the ancient von Kiefer dynasty: He's a vampire, too. What's more, he is obsessed with Mona and adores her more than anything in the world, maybe even more than his long-lost mother.

He even went so far as to install an opera stage of her very own at Castle Warg. Unfortunately, Shrowdy didn't have the heart to enlighten Mona with the details of her new existence because he was afraid she'd throw a fit. Admittedly a grave inadequacy for any vampire with fangs to speak of.

As a result, every night he supplies Mona with a bottle of his "special wine", the brand that Mona has acquired such a taste for...



Rufus

Rufus the Gargoyle was created by the Baroness to make the castle seem a bit less lonesome. As luck would have it, he didn't get along well with her son Shrowdy at all. In the end that led the Baroness to order him out in the cold to guard an enchanted doorway.

After all those years spent freezing on his remote bridge with no one around, Rufus is now a real pain in the neck. Above and beyond that, he is absolutely convinced that he is a decidedly intellectual being, at any rate a whole lot smarter than commonfolk like Mona and Froderick (not to mention Shrowdy).

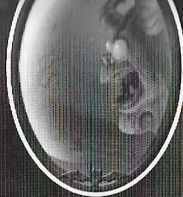
It's not going to be easy to convince Rufus to help Mona, but with a few out-of-the-ordinary methods of persuasion he might just prove to be of some use, after all.

Barb

Barb fulfills not just one but two functions at her place in the torture chamber: As the house "Iron Maiden" she's not only an extremely effective instrument of torture, she's the pointedly accurate stenographer for the torture chamber as well. Just as with Rufus, the Baroness put a spell on her to give her the ability to speak and obey the Baroness' orders, but Barb doesn't seem to take much of an interest in the bygone days of her past.

Her full name is actually Barbara, although she feels that the name Barb is more to the point. Despite many years of torture and tortuous dictation, Barb is still cheerful and eager to help. And even though she realizes that torture is a horrible thing to perform, she has accepted that she's destined to do it, and one can hardly reproach her for not making the iron-clad best of things in a pinch.





Frankie

Frankie is the leader of one of the many gangs of rats scurrying around the depths of Castle Warg. He and his "associates", Sammy, Joey, and Dean, can move freely around the castle since Shrowdy's demise, except for the kitchen. Which means they'd surely be able to help Mona, too. The only catch is that with Frankie, just as with any rat, every favor has its price.



Pyewacket

Pyewacket was originally the Baroness' trusted "familiar". In her case that meant she served the Baroness in many ways, and even possessed magical powers. Now all she does is to eke out a living as Shrowdy's house cat, who usually forgets to feed her. Luckily, however, her favorite hobby is to hunt rats. That not only pleases her immensely, it also serves to fill her tummy.



about sums up the common denominators between them: Ozzy is a quirky, daydreaming fountain who has to struggle just as much with his memory as he does with the stream of water spewing out of his mouth. Yet unlike Rufus, Ozzy has a heart of gold, though the opportunities to help Mona are somewhat more limited in his case.



Theater



Torture Chamber



Kitchen



Library



* Vlad's Landing

* Castle Warg



8. HINTS AND TIPS

- When you try to use an object, don't forget to examine it first. In addition, sometimes it's a good idea to try speaking with things. Even though not many objects are actually able to give an answer, most of the time amusing dialogs between Mona and Froderick arise that way.
- It is advisable to have as detailed a conversation as possible with all of the characters you meet up with. Many of the mysteries cannot be solved until Mona knows the score about certain relationships and contexts.
- You should search all of the surroundings thoroughly for usable objects. You never know what might be concealed in a dark corner or cabinet off to the side, or even under a bed.
- Take along everything you can find. Even an object conceivably not worth noticing may prove to be exceptionally useful later on.
- It pays to take a look at the inventory time and again to obtain new ideas for possibilities to combine things.
- Don't forget that Mona is not alone on her journey. Froderick can prove to be useful in many situations. To find out, all you have to do is to combine the Froderick symbol in the inventory with another symbol or with an object in the surroundings. In addition, you can talk with Froderick at any time during the game in order to find out more about him.



- Some objects could prove to be useful, but they're too heavy to take along with you. When you try to pick them up, Mona merely receives an Idea symbol instead of having them added to the inventory. These symbols can be combined completely normally with other objects from the inventory or the surroundings.
- Mona's vampiric nature allows her to transform herself into a bat. You can make use of this extremely useful ability, for example to get to higher places. What's more, in the course of the story Mona is going to acquire other useful skills which you should not ignore.
- If you're at the beginning and get stuck, it could be helpful to read the information about the characters to get an idea of who might be able to help you.

Interrupting dialogs, animations, cutscenes

Mona is as much a lady as she is an upcoming opera star, so you will hardly be able to make her run across the screen like a record athlete, and usually, she prefers to let people speak full sentences before answering or asking new questions. So, if you ever feel like you want to travel to a certain point faster or skip a dialog or a certain animation, try pressing the SPACE BAR.

You can also skip videos with the space bar, although we encourage you to watch each cutscene at least once. Try it out! With the SPACE BAR, you can skip almost everything, except maybe your next class.



Hotspot Display



Sometimes you will get so enchanted by the magical sights and sounds of Draxsylvania, that you might miss some of the hotspots you can interact with. If you get stuck at some point in the game, why not look around a bit if you can spot some items you have not found before. We have included a little helper for that: Pressing TAB shows all the hotspots you can interact with in the current screen. Don't forget to move left and right on all screens, so you can spot items in the far corners of each location. And since Mona can turn into a bat, you should also try to "think vertical" once in a while!

9. FIRST MINUTES


Warning! Only read the following if you are stuck!



Shrowdy's dead! I'm finally free and must find a way out of here!
One of the gargoyles is the guardian of the key... but which one?!

LET'S FIRST GO TO THE CASTLE AND TAKE SOME USEFUL OBJECTS

I don't really like this room but well... let's take a look at the Torture Chamber. It is on the right of the Great Hall. There's a mace in this room. Maybe I could reveal the key's owner by smashing the Gargoyles with it...



It works! It has indeed revealed the guardian, Rufus, and has woken up Edgar... the bird.
I shall talk to Rufus to gather some clues...



After a few minutes I learn that he can't stand Edgar doing dirty, but natural, things over his head... which is quite understandable.

Flying up to the bottom of the turret (on the far right of the bridge) will allow me to meet with Edgar.



There's an angel statue in the Raven's Roost... if I use the rusty sword that I saw in the Great Hall with it... maybe I'll be able to push the statue and smash Rufus at the same time? But thank Froderick! He prevents me from doing it as Rufus isn't under the statue... Maybe I'll find additional clues in the castle?

LET'S SEE WHAT I CAN FIND IN OTHER ROOMS...



If I go upstairs (from the Great Hall) I can go to the Boudoir. To the right of this room, I can find many items like perfume, lotion, fruits and nuts.

Let's go back to the Torture Chamber. There may be things that I didn't notice the first time... Next to the fountain, there's Shrowdy's coffin! But it's locked... there may be something interesting in it? I should find a way to get the combination!



Barb (the Iron Maiden) gives me the first digit of Shrowdy's coffin. I should then talk to Frankie, the rat, about the plumbing matter. The snacks I found should be enough to please them!

I can now talk to Ozzy, the fountain gargoyle, who will give me the second half of the combination to Shrowdy's coffin.

After moving the coffin pillow, I find the Draxsylvania Tribune. Edgar mentioned that he was sometimes missing news from the city... so giving it to him should let us get something helpful in exchange! Let's first continue our searches, and see if there'll be something we need that Edgar has!



I'll take a look at the rest of the Torture Chamber!



10. TECHNICAL SUPPORT

If you are experiencing technical problems with this software, and you have carefully followed the instructions in this manual, you may find further support in the following places:

Please visit the Technical Support section of our Website where we have posted common problems and solutions that may help you at:

Online Support:

<http://www.adventurecompanygames.com/tac/support/index.php>

You may also complete the Technical Support form located at our Website at:

Email Support:

http://www.adventurecompanygames.com/tac/forms/tech_support.php

Please provide a detailed description of the problem you are experiencing (i.e. error message, where in the game the problem occurs, etc.). This will help our Representatives find a solution much quicker.



11. PRODUCT WARRANTY

DreamCatcher will gladly replace any disc free of charge, whether accidentally damaged or due to manufacturer defect, within the first year of ownership. To obtain a replacement disc, please return the faulty disc with a check or money order for US\$8.00 to cover postage and handling fees. (Please Note: Add US\$2.00 for each additional disc).

Please be sure to include the following:

- Full Name
- Address, City, State/Prov., Zip Code/Postal Code, Country
- Telephone Number
- Email Address (if applicable)
- Product Name(s)
- Brief note describing the problem

Mail To:

DreamCatcher Interactive Inc.

1658 North Milwaukee Ave., Suite #450

Chicago, IL 60647

United States



12. CREDITS

Published by
The Adventure Company

Production

Producer
Mike Adams

Associate Producer
Dan Dawang

Production Coordinator
Vassiliki Kontoulis

Quality Assurance
QUANTIC LAB SRL
www.quanticlalab.com

CEO
Stefan Seicarescu

Project Manager
Marius Popa

Marketing and PR – North
America

Global Product Marketing
Manager
Byron Gaum

Art Director
Jay Kinsella

Graphic Designers
Mark Ilkov
Esther Sucre

PR Coordinator
Suzanne MacGillivray

Online Marketing and Web
Design
Ted Thompson

Legal Affairs and Business
Development

Legal Affairs
Leslie Rosenthal

Business Development
Stefan Berger

Executive Management

President
Werner Gruenwald

CEO and VP Marketing
Marshall Zwicker

VP Global Production
George Chastain Jr.

Directed by
Bill Tiller

Executive Producer
Bill Tiller

Produced by
Amy Tiller

Business Development and
Production
Far From Earth Corporation
Mark Teal

Crimson Cow

Managing Director
Karsten Otto

Marketing Director
Kai Fiebig

Marketing & Public Relations
André Hütten

Producer
Georg Hach

Production Assistant
Johannes Lehmann

Designed by
Bill Tiller
Dave Harris
Will Eaken

Additional Design by
Jeremiah Grant
James Almeida
Zeno Gerakin
Gene Mocsy
Will Holland
Ryan D.

Written by
Bill Tiller
Dave Harris
Will Eaken

Additional Writing by
Gene Mocsy
Will Holland
Jeremy Koerner
Amy Tiller

Engine Development
Geoff Goldberg

Lead Programmer -
Midjet Games
Randy Culley

Bear-Technology
Aaron St. John

Golden Goose Games
Will Holland

Additional Engineering and
Consulting by MunkyFun, Inc.
Oren Weizman, Senior
Programmer
Alex Orozco - Senior
Programmer

Nick Pavis - CEO
Tim Ramsay - CTO
Ben Morse - Senior Programmer

Programming Consultant
Gary Brubaker

Scripting
Zeno Gerakin
Jeremiah Grant
Gene Mocsy
Will Holland

Original Soundtrack
Composed and Piano.
Performed by
Pedro Macedo Camacho
www.musicpedro.com

Piano Performed by
Pedro Macedo Camacho

Soprano Voice
Carla Isabel Moniz

Voice Direction
Julian Kwasneski
Jared Emerson-Johnson

Sound Design
Bay Area Sound, Inc.
Julian Kwasneski
Bill Storkson

Audio Implementation
Damian Kastbauer

Dialog Recording
studio.jory.org

Recording Engineer
Jory K. Prum
studio.jory.org

Production Design
Bill Tiller
Will Eaken
Jean-Louis Sirois

Animation Director
Jimmy Almeida

Animation
Allan Sperling
David Leighton
Tamsen Bryon
Jeff Cooperman
Sean Burns

Models
Livia Knight
Craig Rundels
Joey Spiotto
Charles Beirnaert

2D Art
Bill Tiller
Will Eaken
Marc Brownlow
Jean-Louis Sirois

Paul Mica
Mike Dutton
Catherine Tiller

Storyboards
Anson Jew
Bill Tiller

Technical Direction
Jeremiah Grant
Jeff Woo

Imperia Media Entertainment /
Coast2Coast-FX
Martin L'Heureux
Andrew Chang
Ben Anderson
Ryan Wilson
Benson Shum

Lighting
Bill Tiller

Voice Talent - U.S.
Rebecca Schweitzer as *Mona de Laffite*
Mina Stoker
Shannon O'Doherty
Jeremy Koerner as *Frederick*
Molly Benson as *Woman of Low Moral Fiber*
David Boyle as *Milton T. Meininger*, Band Leader
Constable Bud Crane
Constable Lou Crane
Constable Otto Van Pelt
Gavin Hammon as *Monsieur Calvin*

Suzanne Henry as *Gina Martinelli*, *Jersey Lady*
Melissa Hutchison as *Pyewacket*
Liz Mamorsky as *Madame Strigoi*
Amy Rubinate as *Barb the Iron Maiden*
Brian Sommer as *Baldu Shrowdy Von Kiefer*
Shrowdy Ghost
Tim Talbot as *Edgar Raven*
Rufus the Gargoyle
Frankie the Rat
Ozzy the Gargoyle
Sam O'Byrne as *Siegfried and Roy Stoker*

Testing Crimson Cow
Ulrika Tegtmeier
Ingmar Böke
Johannes Lehmann
Sandra Urban
Sandra Hödl
Michael Hermanns
Michael Willenborg

Compatibility Testing - Europe
Testronic Labs Belgium

Test Lead
Kristof Vandebeek

Test Team
Christof Leën
Jasmien Jans

Kristof Ballet
Jochen Cauberghe

Quality Assurance - U.S.
QA Manager
Gregory Bass

Test Team
Lee Dunteman
Andy Timlett

Box Design
Bill Tiller
Marc Brownlow
Rebekka Posselt
Der Finck

Web Design and Development
Tony Burquez

Additional Web Development
Artur Moskala

IT and Network Specialist
Geoff Kline

Internal Systems Support
Ed Chin

Special Thanks to
Gerald and Deborah Sabino
John and Ann Coffman
Zoe, Logan, and Lily Tiller
Alan Haus
Jeremy Koerner -
www.mysteriesforhire.com

Mary Nitschke
Mike Kirchoff
Ed Chin
Coya Elliott
Geoff Kline
Paige and Max Kline
Briana Brownlow
Christine U'Ren
Dimitris Manos
International House of Mojo -
www.misnmojo.com
Lilla Pereira
Reed Knight
Mike Levine -
Pileated Pictures
Larry Abern
Gary Brubaker
Ron Gilbert
Ryan Danz
Kathy Hsieh
Kyle Balda
Larry Pensack
Che Yuan Wang
Maria Bowen
Brooks White
George MacRae
Donna Turner
Zachary Quarles
Reyes Campello Estebaranz
Jani Walker
Leo LaPorte
Steve Purcell
Steve Crane

Petaluma Mail Depot
Dennis Mulehill
Lagunitas Brewing Company
Tagliaferri's Deli
Peet's Coffee
Bank of America

Focus Home Interactive

Lord of the Castle
Cédric Lagarrigue

Serviteurs de la porte
Damien Mauric
John Bert

Igor and Ivan the Hunchbacks
Alexis Fischer
Axel Delafon

Keepers of the Crypt
Luc Heninger
Benjamin Tardif
Xavier Assemat
Nathalie Phung
Fabrice Tambrun

Eastwing Garoyles
François Weytens
Benjamin Papeau
Hugo David
Maxime Chazalon

Westwing Garoyles
Robin Nachbrann
Julien Lesgourges

Succubi
Marie-Caroline Le Vacon
Aurélien Rodriguez
Aline Janzekovic
Nathalie Jérémie
Linda Hanoun
Sandra Fardini

Vampire Hunters
Franck Tonnerre
Estelle Labastide

Key Masters
Jean Michel Hellendorff
Jean-Joseph Garcia
Stephane Le Gac
Vincent Née

The Exorcist
Jean-pierre Bourdon

Dedicated to the loving
memory of Patricia Rose
Stevenson (1926-2008)
and Douglas F. Stevenson
(1921-2008)



13. END-USER SOFTWARE LICENSE AGREEMENT

Copyright © 1997-2008 DreamCatcher Interactive Inc.

This Software License Agreement ("Agreement") is a legally binding agreement between DreamCatcher Interactive Inc. ("DreamCatcher") and you. Please read the Agreement carefully before using the software. If you have any questions about it, we encourage you to seek independent legal advice. By clicking on "I AGREE," you are agreeing to be bound by the terms of this Agreement (by law, clicking on the "I AGREE" button constitutes a valid signature). If you do not agree to be bound by the terms of this Agreement, please cancel the installation of this application and return the product to your point of purchase for a refund.

1. License. DreamCatcher grants you a non-exclusive, non-transferable limited license to use, for your own personal, non-commercial use, the application(s), demonstrations, data files, graphic images, and other software, whether on disk, compact disc, in read-only memory, or on any other media (the "Application Software"), and the related documentation. ("License").

2. Intellectual Property. While you own the media on which the Application Software is recorded, DreamCatcher retains all rights to the Application Software and related documentation. The Application Software contains copyrighted material, trade secrets, trade marks and other proprietary material which is protected by intellectual property laws. The copying, redistribution, selling or publication of any part of the Application Software is strictly prohibited.

3. Representations and Warranties. You represent and warrant to DreamCatcher as follows:

- (a) You are responsible for supplying your own equipment and operating system for using the Application Software, and for keeping it in good working order, at your own expense;
- (b) You will use the Application Software for your own personal entertainment and not for any commercial purpose;
- (c) You will not copy, decompile, reverse engineer or disassemble the Application Software, or otherwise reduce the Application Software to a human-perceivable form;
- (d) You will not modify, network, rent, lease, distribute or create derivative works based upon the Application Software in whole or in part;
- (e) You will not electronically transmit the Application Software from one computer to another or over a network;
- (f) You will not make any attempts to discover the source code of the Application Software, or create any derivative works.

4. ESRB Notice and Multi-User Disclaimer. ESRB Notice: Game Experience May Change During Online Play.

DreamCatcher acknowledges that the Application Software may be utilized by several different users during the same session, and that communications may be exchanged between players over the Internet during play. DreamCatcher disclaims all liability for any damages suffered by you as a result of any such communications made by other users online.

5. No Endorsement. The display of the DreamCatcher trade mark, trade name, logo, or any domain name owned by DreamCatcher, on any third party web site does not constitute an endorsement of such third party or its web site, nor any products, services or content contained on such web site. Your access to or use of such third party products, services or content is solely at your own risk.

6. Termination. This Agreement is effective until terminated. You may terminate this Agreement at any time by destroying the Application Software and related documentation and all copies thereof. DreamCatcher can terminate this Agreement at any time if it determines you have failed to comply with any provision of this Agreement.



Upon receiving notice of termination from DreamCatcher, you must immediately destroy the Application Software and related documentation and all copies thereof.

7. DreamCatcher Media Warranty. DreamCatcher warrants that for one year from date of original purchase, the compact disc used to distribute the Application Software shall be free of all manufacturing defects. Additionally, for the same one year period, DreamCatcher will replace, free of charge, any compact disc that may be damaged in any way. You must return the defective or damaged compact disc along with proof of purchase and signed warranty card. A postage and handling charge of US\$8.00 must accompany the order. (Please note: Add US\$2.00 for each additional disc.)

8. Disclaimer of Warranty on Application Software. The Application Software and related documentation are provided AS IS and without warranty of any kind, and DreamCatcher expressly disclaims all warranties, expressed or implied, including but not limited to, the implied warranties of non-infringement, merchantability and fitness for a particular purpose. DreamCatcher does not warrant that the functions contained in the Application Software will meet your requirements, nor that the operation of the Application Software will be uninterrupted or error-free, or that defects in the Application Software will be corrected. Furthermore, DreamCatcher does not warrant or make any representations regarding the use or the results of the use of the Application Software or related documentation in terms of their correctness, accuracy, reliability, or otherwise. No oral or written information or advice given by DreamCatcher or a DreamCatcher-authorized representative shall create a warranty or in any way increase the scope of this warranty. Should the Application Software prove defective, you (and not DreamCatcher or a DreamCatcher-authorized representative) assume the entire cost of all servicing, repair or correction. You expressly acknowledge and agree that use, quality and performance of the Application Software is at your sole risk.

9. Limitation of Liability. Under no circumstances, including negligence, shall DreamCatcher, its shareholders, subsidiaries, officers, directors or employees be liable for any indirect, incidental, special or consequential damages that result from this Agreement or your use or inability to use the Application Software or related documentation, even if DreamCatcher or a DreamCatcher-authorized representative has been advised of the possibility of such damages. In no event shall DreamCatcher's total maximum liability to you for all damages, losses, and causes of action (whether in contract, tort or otherwise) exceed the total amount paid by you for the Application Software. Any allowable claim must be brought against DreamCatcher no later than sixty (60) days after the date of the event giving rise to such claim.

10. Indemnity. You agree to indemnify and hold harmless DreamCatcher, its shareholders, subsidiaries, officers, directors and employees in respect of any claims, demands, causes of action, liability, damages, costs, fines, expenses (including legal fees) that result directly or indirectly from your use or misuse of the Application Software or any violation of this Agreement.

11. Governing Law, Language and Severability. This License shall be governed by and construed in accordance with the laws of the province of Ontario and any disputes arising from this Agreement shall be adjudicated in the courts of the province of Ontario. The original version of this Agreement is in English, and any interpretation will be based on the English text. In the case of any discrepancy between a translated version and the English text, the English version will prevail. If for any reason a court of competent jurisdiction finds any provision of this Agreement or portion thereof to be unenforceable, that provision shall be enforced to the maximum extent permissible so as to affect the intent of the parties, and the remainder of this Agreement shall continue in full force and effect.

12. Complete Agreement. This License constitutes the entire agreement between DreamCatcher and you with respect to your use of the Application Software and related documentation, and supersedes all prior or contemporaneous understandings or agreements, written or oral, regarding such subject matter. No amendment to or modification of this Agreement will be binding unless in writing and signed by a duly-authorized representative of DreamCatcher.



Visit
www.AdventureCompanyGames.com
to see our other exciting adventure titles!

THE
ADVENTURE
COMPANY

CRIMSON
COW



© 2008 Crimson Cow GmbH. Published by JoWood Productions Software AG. Licensed exclusively to DreamCatcher Interactive Inc. for North America (excluding Quebec). Package design © 2008 DreamCatcher Interactive Inc. The Adventure Company® design and mark are registered trademarks of DreamCatcher Interactive Inc. Uses Bink Video. Copyright © 1997-2008 by RAD Game Tools, Inc. Microsoft®, Windows® and DirectX® are trademarks of Microsoft Corporation. The ratings icon is a trademark of the Entertainment Software Association. Software platform logo (™) and © EMA 2006. All other brands, product names and logos are trademarks or registered trademarks of their respective owners. All rights reserved. Made in Canada.